


CITIZEN'S GUIDE TO LOCAL UNIT FINANCES - Village of Bancroft (78-3010)

REVENUES

1. Where our money comes from (all governmental funds)



Taxes
Licenses & Permits
Federal Government
State Government
Local Contributions
Charges for Services
Fines & Forfeitures
Interest & Rents
Other Revenues


2. Compared to the prior year

	2021	2022	% change
Taxes	\$ 71,891	\$ 51,160	-28.84%
Licenses & Permits	-	-	#VALUE!
Federal Government	-	-	#VALUE!
State Government	145,821	198,302	35.99%
Local Contributions	24,863	-	#VALUE!
Charges for Services	57,449	51,160	-10.95%
Fines & Forfeitures	-	-	#VALUE!
Interest & Rents	279	79	-71.68%
Other Revenues	11,675	12,923	10.69%
Total Revenues	\$ 311,978	\$ 313,624	0.53%

3. Revenue sources per capita - compared to the prior year



4. Historical trends of individual sources



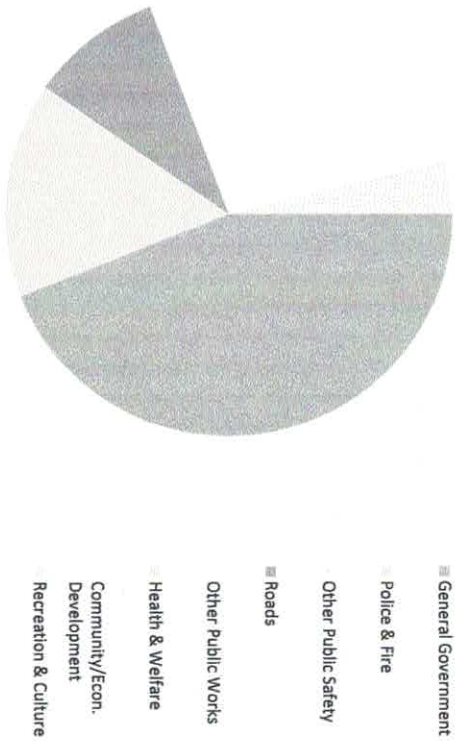
Commentary:

For more information on our unit's finances, contact Tina Holmes at 989-634-5375.

CITIZEN'S GUIDE TO LOCAL UNIT FINANCES - Village of Bancroft (78-3010)

EXPENDITURES

1. Where we spend our money (all governmental funds)



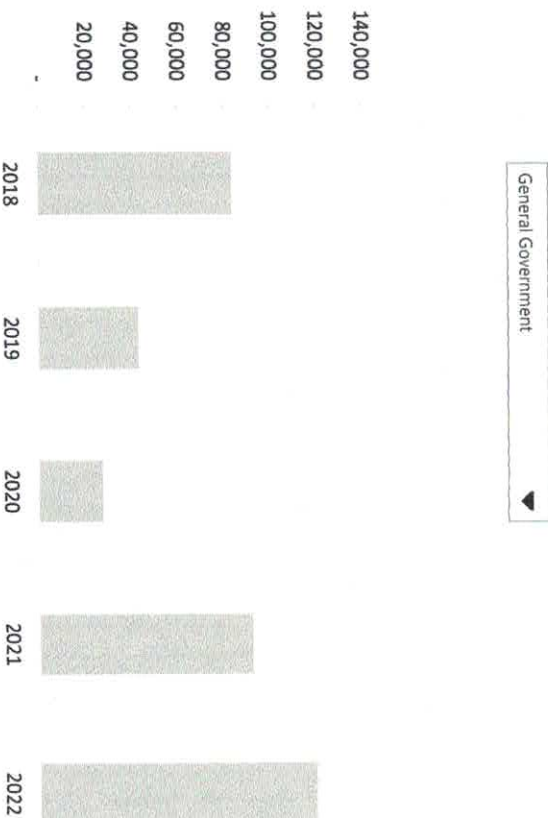
2. Compared to the prior year

	2021	2022	% change
General Government	\$ 91,978	\$ 119,403	29.82%
Police & Fire	39,669	42,897	8.14%
Other Public Safety	-	-	#VALUE!
Roads	66,042	25,998	-60.63%
Other Public Works	72,331	66,168	-8.52%
Health & Welfare	-	-	#VALUE!
Community/Econ. Development	3,746	6,716	79.28%
Recreation & Culture	1,825	10,493	474.96%
Capital Outlay	-	-	#VALUE!
Debt Service	-	-	#VALUE!
Other Expenditures	-	-	#VALUE!
Total Expenditures	\$ 275,591	\$ 271,675	-1.42%

3. Spending per capita - compared to the prior year



4. Historical trends of individual departments:



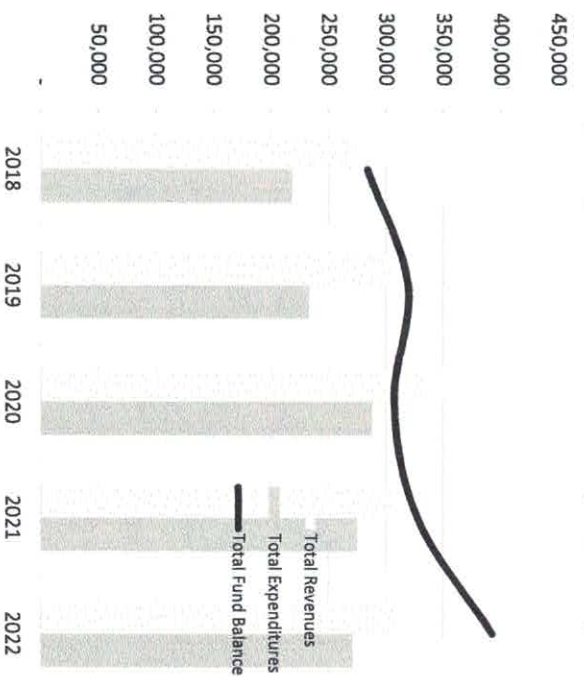
Commentary:

For more information on our unit's finances, contact Tina Holmes at 989-634-5375.

CITIZEN'S GUIDE TO LOCAL UNIT FINANCES - Village of Bancroft (78-3010)

FINANCIAL POSITION


1. How have we managed our governmental fund resources (fund balance)?



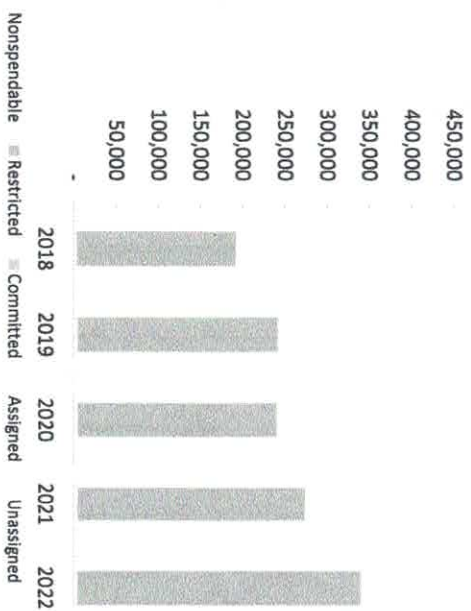
2. Compared to the prior year

	2021	2022	% change
Revenue	311,978	313,624	0.53%
Expenditures	275,591	271,675	-1.42%
Surplus (shortfall)	36,387	41,949	15.29%
Fund balance, by component:			
Nonspendable	4,616	4,742	2.73%
Restricted	268,747	335,268	24.75%
Committed	-	-	#VALUE!
Assigned	-	-	#VALUE!
Unassigned	54,272	52,855	-2.61%
total fund balance	327,635	392,865	19.91%

3. Fund balance per capita - compared to the prior year



4. Historical trends of individual components




Commentary:

For more information on our unit's finances, contact Tina Holmes at 989-634-5375.

CITIZEN'S GUIDE TO LOCAL UNIT FINANCES - Village of Bancroft (78-3010)

OTHER LONG TERM OBLIGATIONS


1. Pension funding status




2. Retiree Health care funding status



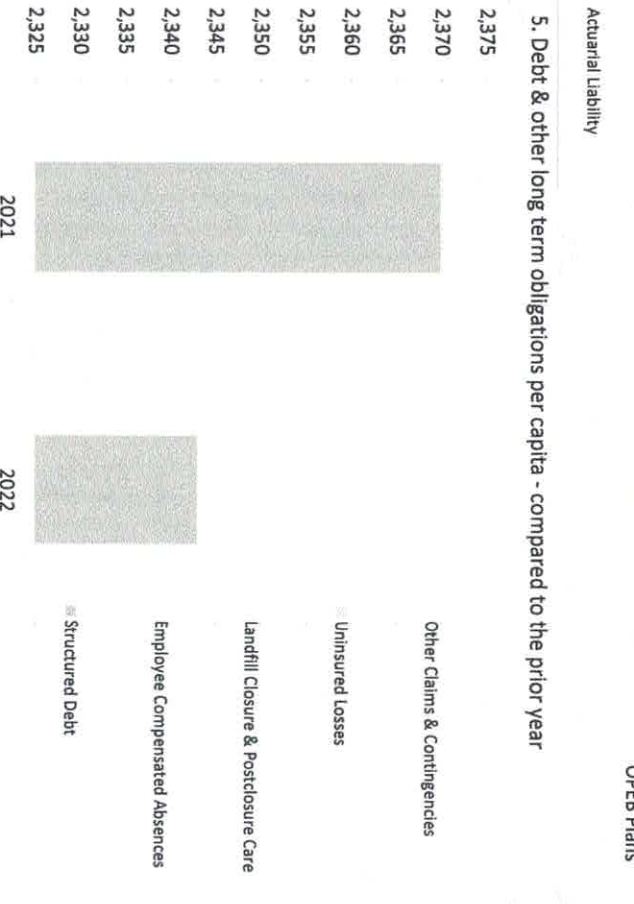
3. Percent funded - compared to the prior year



4. Long Term Debt obligations:



5. Debt & other long term obligations per capita - compared to the prior year



Commentary:

For more information on our unit's finances, contact Tina Holmes at 989-634-5375.