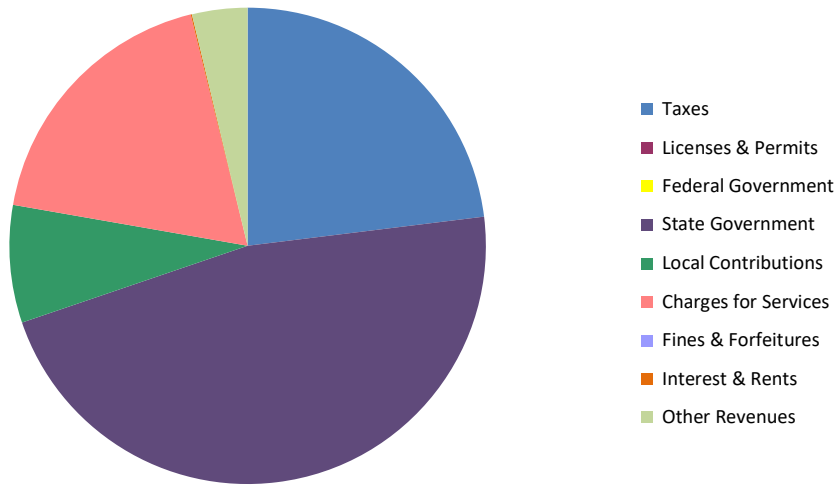


CITIZEN'S GUIDE TO LOCAL UNIT FINANCES - Village of Bancroft (78-3010)

REVENUES

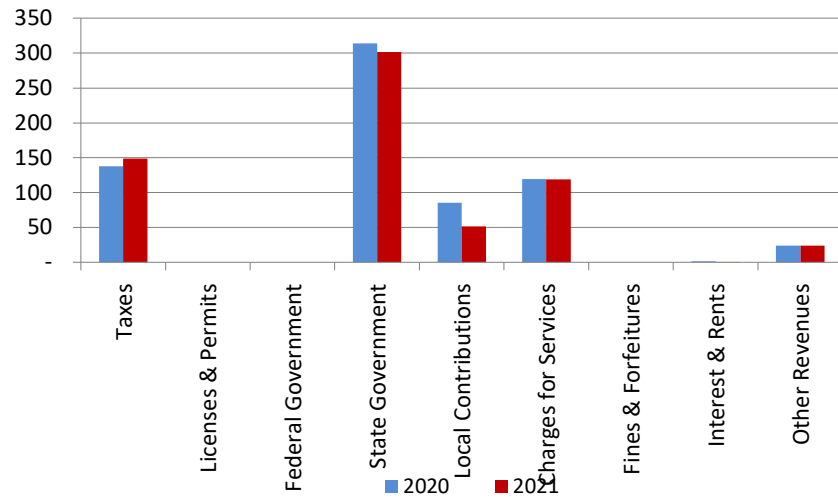
1. Where our money comes from (all governmental funds)



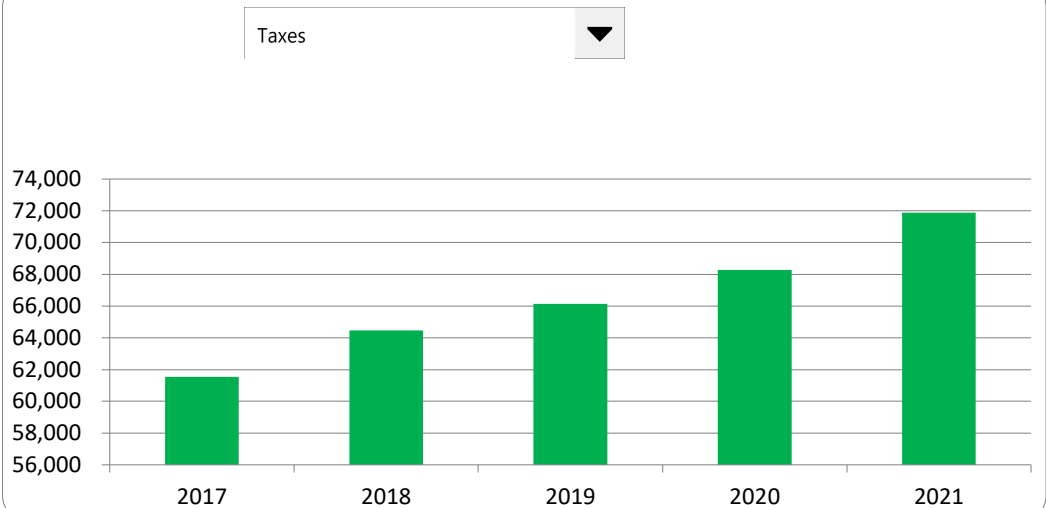
2. Compared to the prior year

	2020	2021	% change
Taxes	\$ 68,274	\$ 71,891	5.30%
Licenses & Permits	-	-	N/A
Federal Government	-	-	N/A
State Government	156,038	145,821	-6.55%
Local Contributions	42,545	24,863	-41.56%
Charges for Services	59,283	57,449	-3.09%
Fines & Forfeitures	-	-	N/A
Interest & Rents	793	279	-64.82%
Other Revenues	11,926	11,675	-2.10%
Total Revenues	\$ 338,859	\$ 311,978	-7.93%

3. Revenue sources per capita - compared to the prior year



4. Historical trends of individual sources



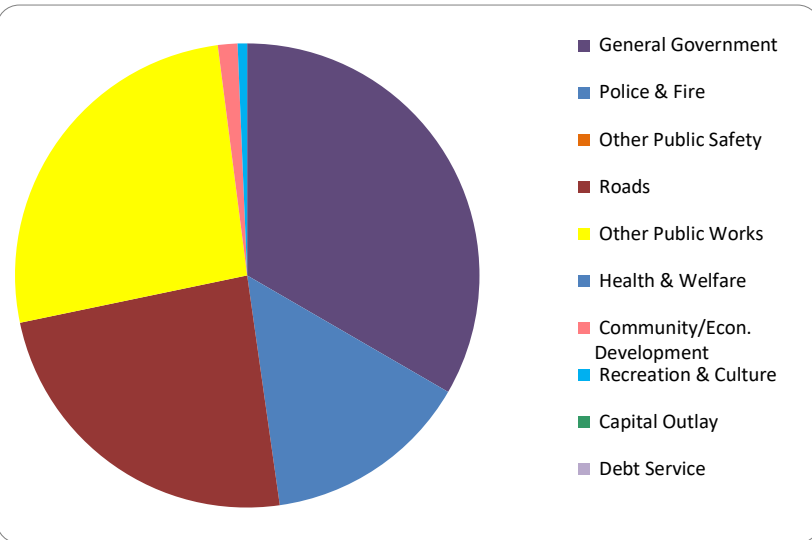
Commentary:

For more information on our unit's finances, contact Brian Barnum Sr. at 989-634-5375.

CITIZEN'S GUIDE TO LOCAL UNIT FINANCES - Village of Bancroft (78-3010)

EXPENDITURES

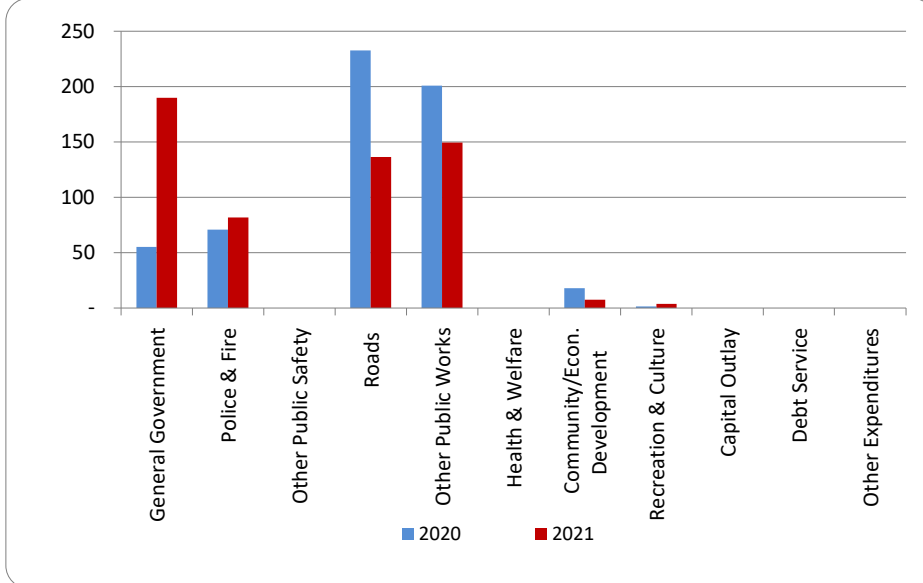
1. Where we spend our money (all governmental funds)



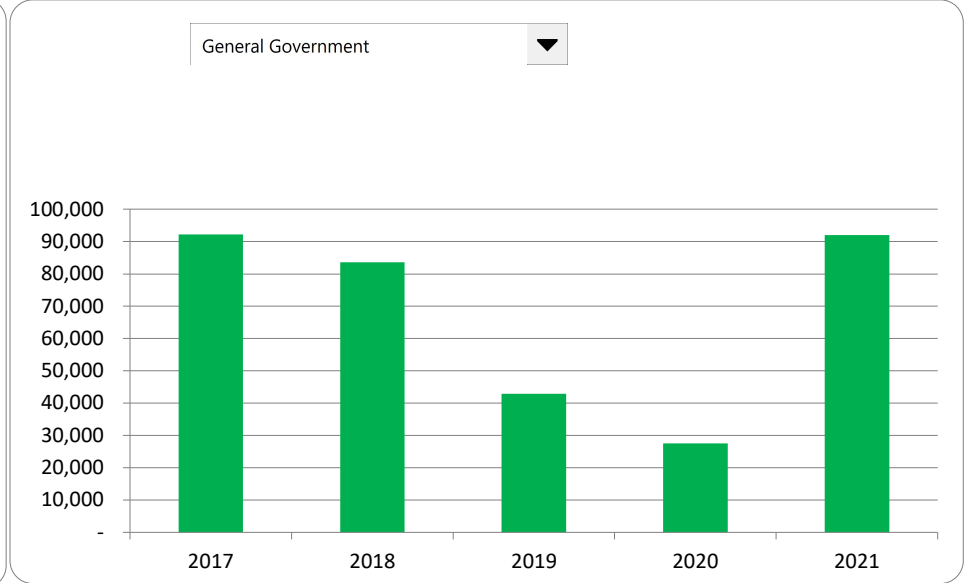
2. Compared to the prior year

	2020	2021	% change
General Government	\$ 27,476	\$ 91,978	234.76%
Police & Fire	35,215	39,669	12.65%
Other Public Safety	-	-	N/A
Roads	115,709	66,042	-42.92%
Other Public Works	99,891	72,331	-27.59%
Health & Welfare	-	-	N/A
Community/Econ. Development	8,991	3,746	-58.34%
Recreation & Culture	838	1,825	117.78%
Capital Outlay	-	-	N/A
Debt Service	-	-	N/A
Other Expenditures	-	-	N/A
Total Expenditures	\$ 288,120	\$ 275,591	-4.35%

3. Spending per capita - compared to the prior year



4. Historical trends of individual departments:

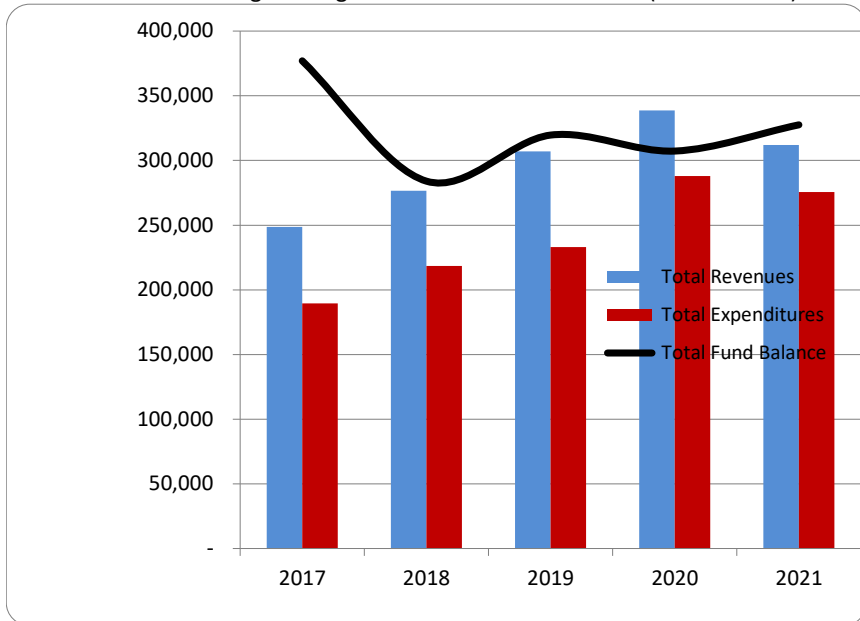


Commentary:

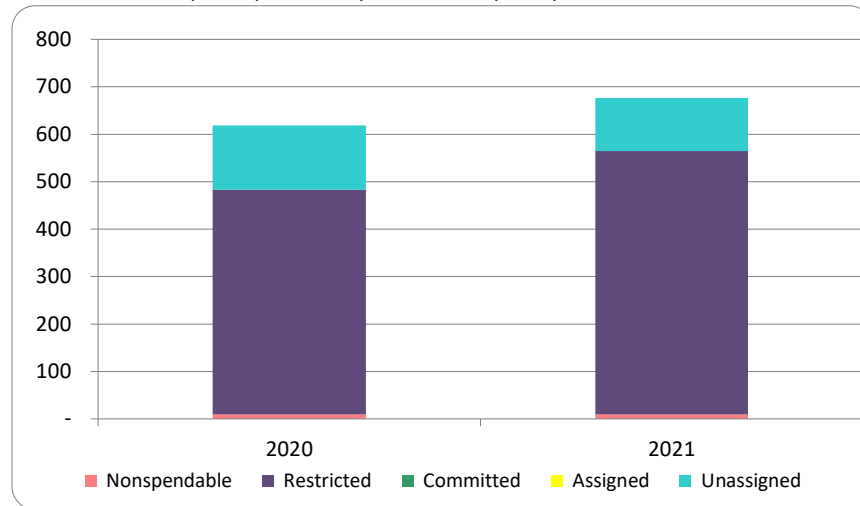
For more information on our unit's finances, contact Brian Barnum Sr. at 989-634-5375.

CITIZEN'S GUIDE TO LOCAL UNIT FINANCES - Village of Bancroft (78-3010)

1. How have we managed our governmental fund resources (fund balance)?



3. Fund balance per capita - compared to the prior year



FINANCIAL POSITION

2. Compared to the prior year

	2020	2021	% change
Revenue	338,859	311,978	-7.93%
Expenditures	288,120	275,591	-4.35%
Surplus (shortfall)	50,739	36,387	-28.29%
Fund balance, by component:			
Nonspendable	4,924	4,616	-6.26%
Restricted	235,246	268,747	14.24%
Committed	-	-	N/A
Assigned	-	-	N/A
Unassigned	67,260	54,272	-19.31%
total fund balance	307,430	327,635	6.57%

4. Historical trends of individual components



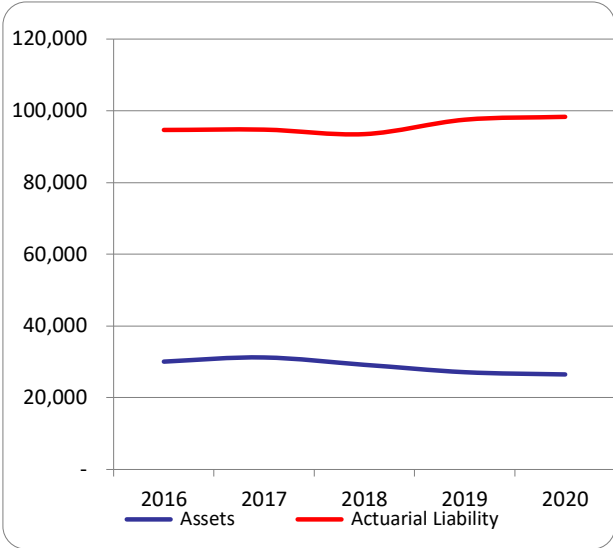
Commentary:

For more information on our unit's finances, contact Brian Barnum Sr. at 989-634-5375.

CITIZEN'S GUIDE TO LOCAL UNIT FINANCES - Village of Bancroft (78-3010)

OTHER LONG TERM OBLIGATIONS

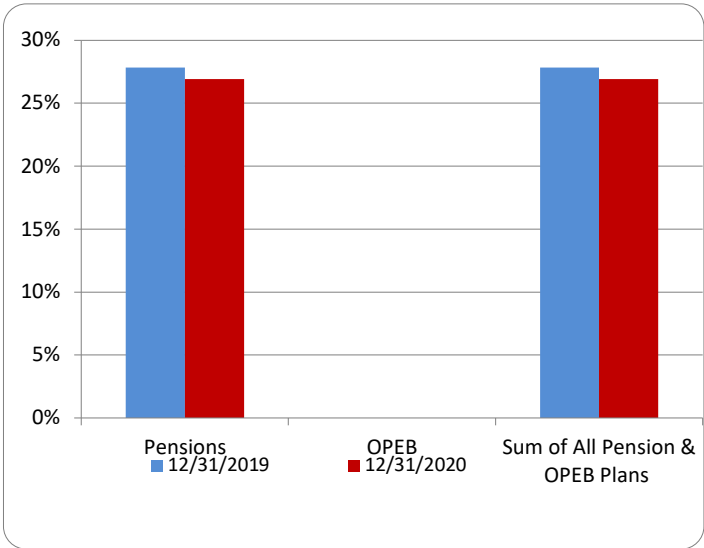
1. Pension funding status



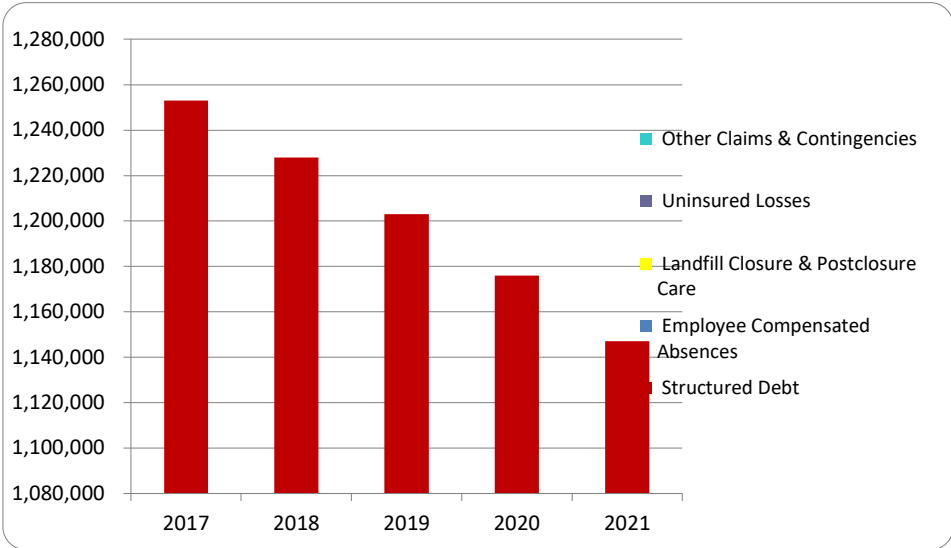
2. Retiree Health care funding status



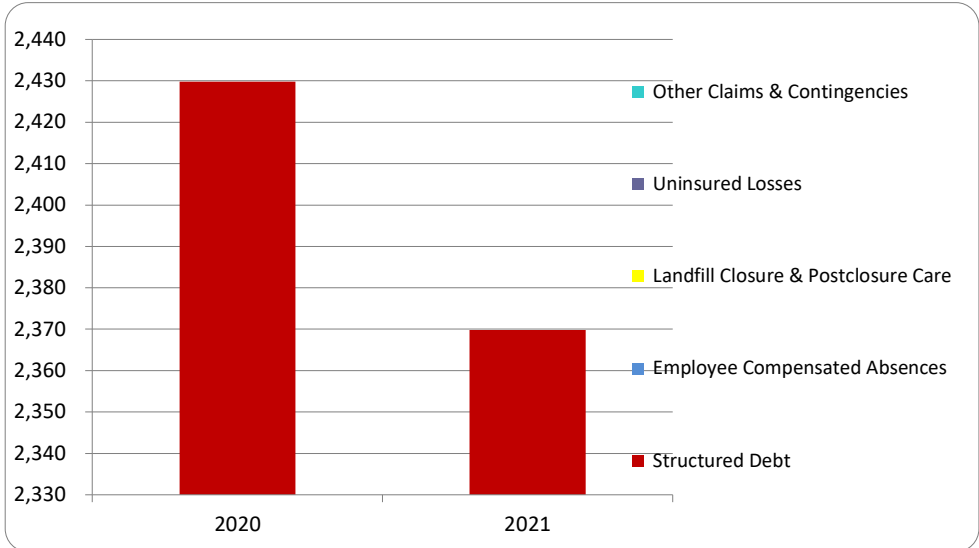
3. Percent funded - compared to the prior year



4. Long Term Debt obligations:



5. Debt & other long term obligations per capita - compared to the prior year



Commentary: Do not have any obligations to retiree health care funding.