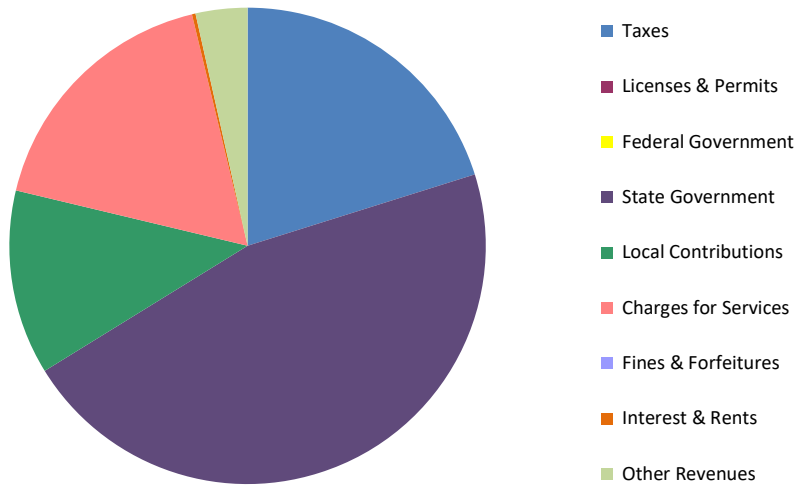


CITIZEN'S GUIDE TO LOCAL UNIT FINANCES - Village of Bancroft (78-3010)

REVENUES

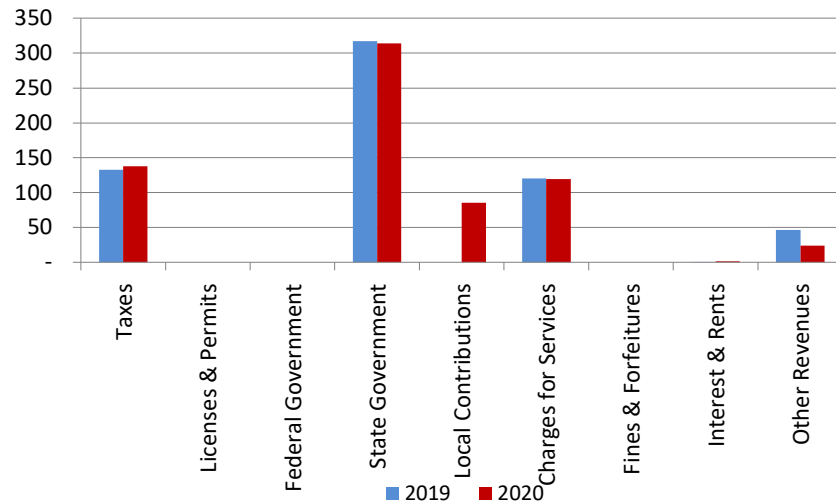
1. Where our money comes from (all governmental funds)



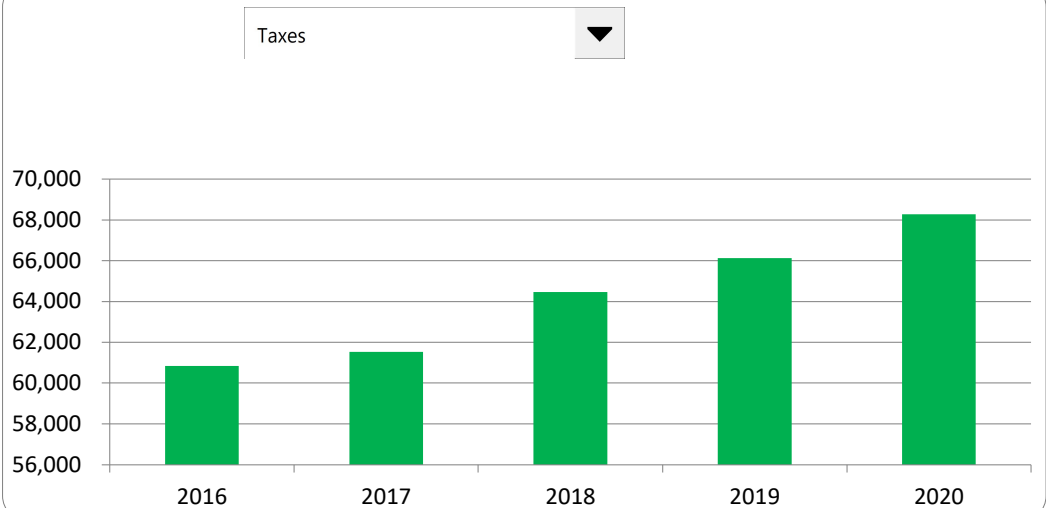
2. Compared to the prior year

	2019	2020	% change
Taxes	\$ 66,132	\$ 68,274	3.24%
Licenses & Permits	-	-	N/A
Federal Government	-	-	N/A
State Government	157,682	156,038	-1.04%
Local Contributions	-	42,545	N/A
Charges for Services	59,826	59,283	-0.91%
Fines & Forfeitures	-	-	N/A
Interest & Rents	192	793	313.02%
Other Revenues	23,148	11,926	-48.48%
Total Revenues	\$ 306,980	\$ 338,859	10.38%

3. Revenue sources per capita - compared to the prior year



4. Historical trends of individual sources



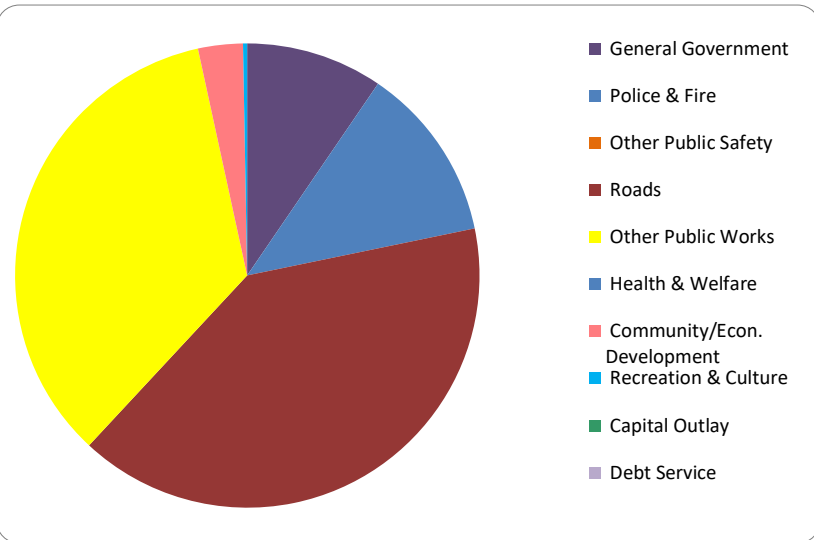
Commentary: census in 2010 was 545. Numbers for per capita was pulled off of www.census.gov as estimates.

For more information on our unit's finances, contact Brian Barnum at 989-634-5375.

CITIZEN'S GUIDE TO LOCAL UNIT FINANCES - Village of Bancroft (78-3010)

EXPENDITURES

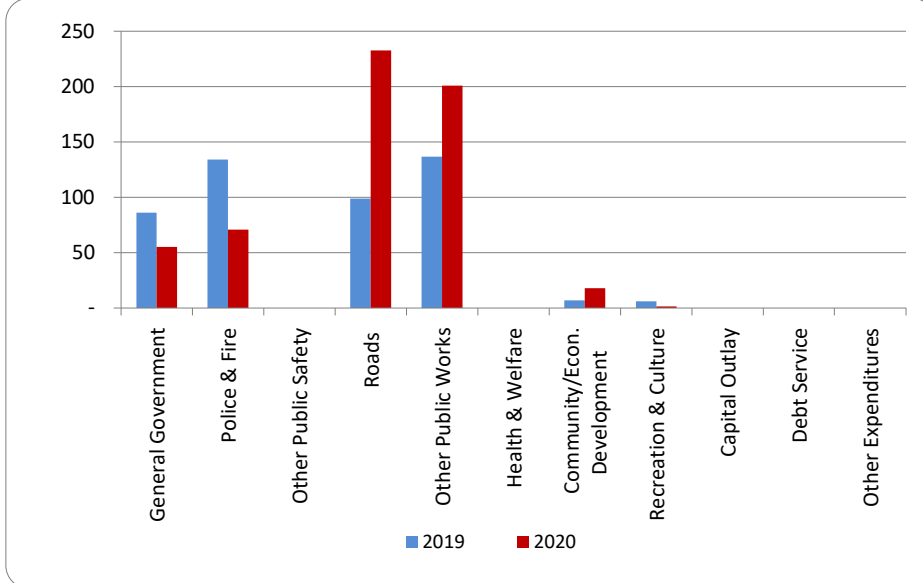
1. Where we spend our money (all governmental funds)



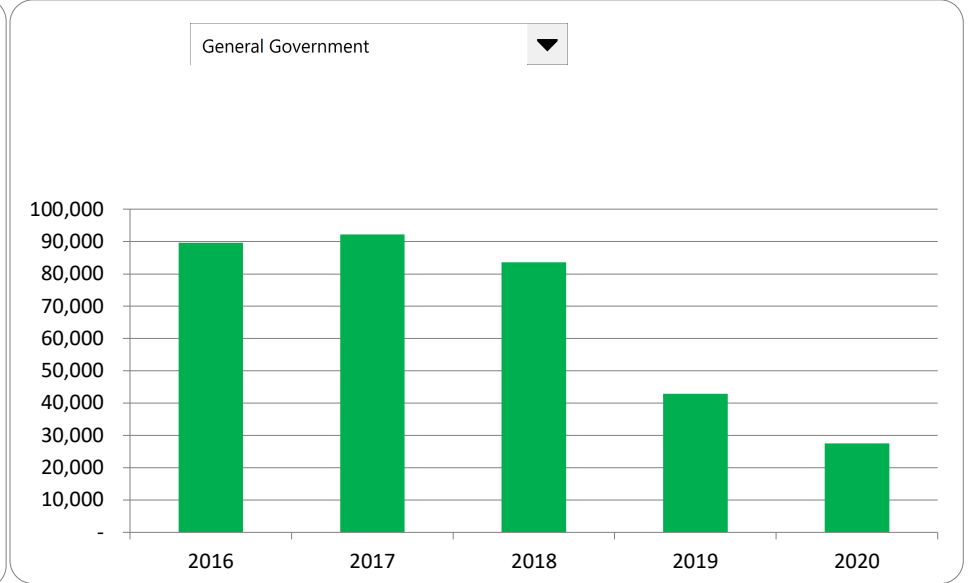
2. Compared to the prior year

	2019	2020	% change
General Government	\$ 42,942	\$ 27,476	-36.02%
Police & Fire	66,693	35,215	-47.20%
Other Public Safety	-	-	N/A
Roads	49,132	115,709	135.51%
Other Public Works	67,893	99,891	47.13%
Health & Welfare	-	-	N/A
Community/Econ. Development	3,478	8,991	158.51%
Recreation & Culture	3,085	838	-72.84%
Capital Outlay	-	-	N/A
Debt Service	-	-	N/A
Other Expenditures	-	-	N/A
Total Expenditures	\$ 233,223	\$ 288,120	23.54%

3. Spending per capita - compared to the prior year



4. Historical trends of individual departments:

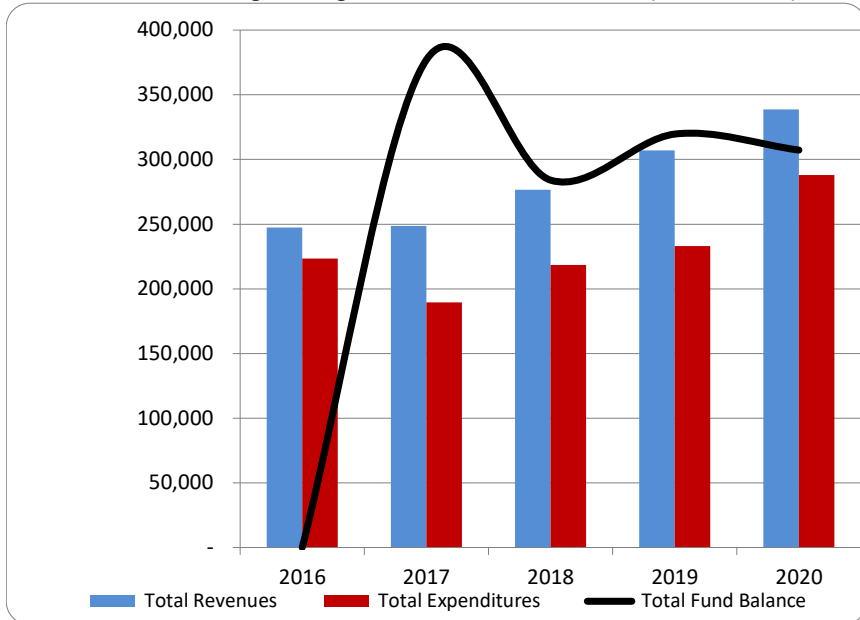


Commentary:

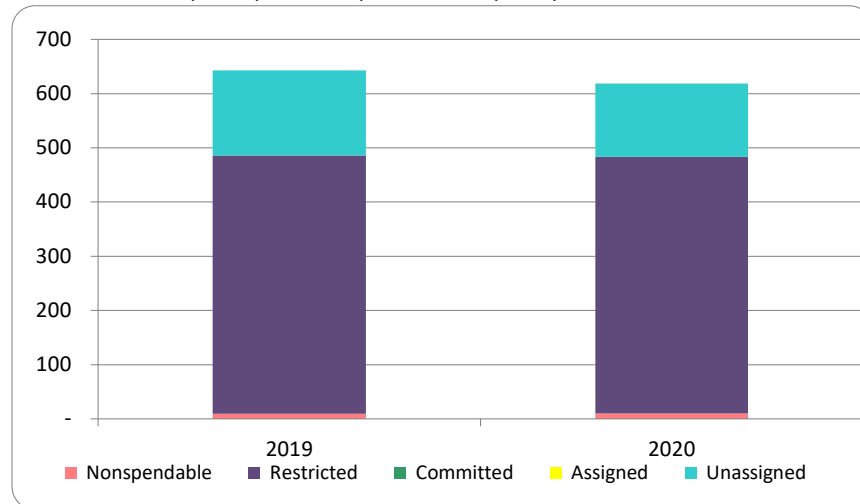
For more information on our unit's finances, contact Brian Barnum at 989-634-5375.

CITIZEN'S GUIDE TO LOCAL UNIT FINANCES - Village of Bancroft (78-3010)

1. How have we managed our governmental fund resources (fund balance)?



3. Fund balance per capita - compared to the prior year

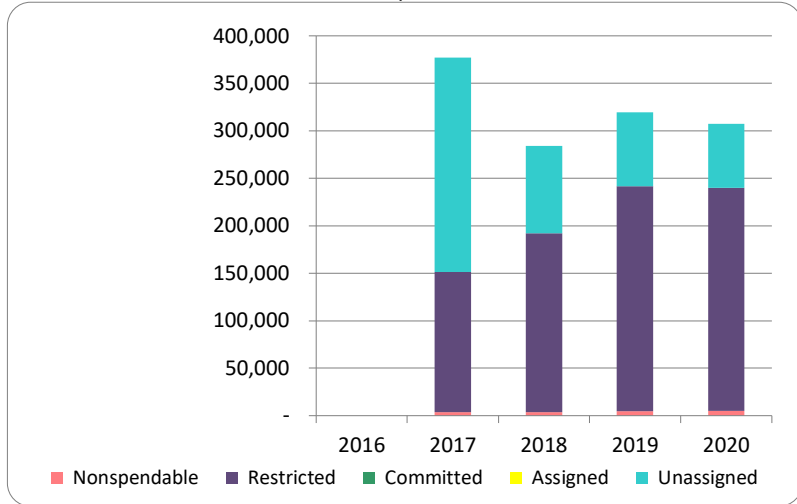


FINANCIAL POSITION

2. Compared to the prior year

	2019	2020	% change
Revenue	306,980	338,859	10.38%
Expenditures	233,223	288,120	23.54%
Surplus (shortfall)	73,757	50,739	-31.21%
Fund balance, by component:			
Nonspendable	4,687	4,924	5.06%
Restricted	236,773	235,246	-0.64%
Committed	-	-	N/A
Assigned	-	-	N/A
Unassigned	78,125	67,260	-13.91%
total fund balance	319,585	307,430	-3.80%

4. Historical trends of individual components

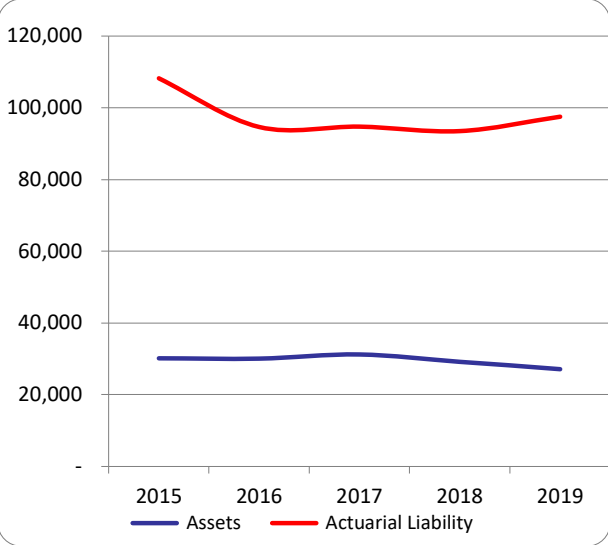


Commentary:

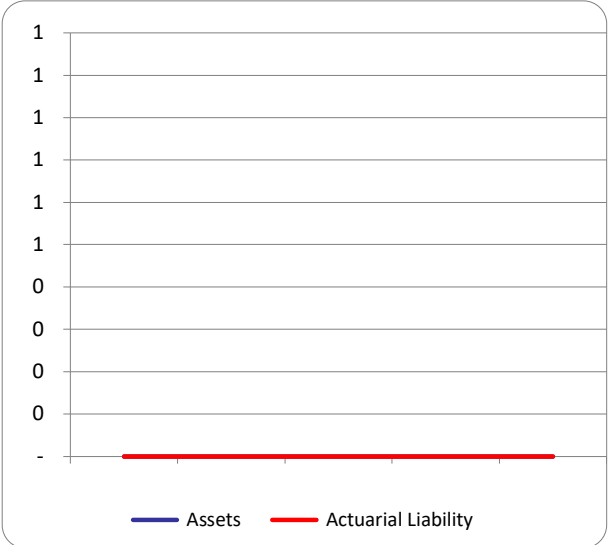
For more information on our unit's finances, contact Brian Barnum at 989-634-5375.

CITIZEN'S GUIDE TO LOCAL UNIT FINANCES - Village of Bancroft (78-3010)

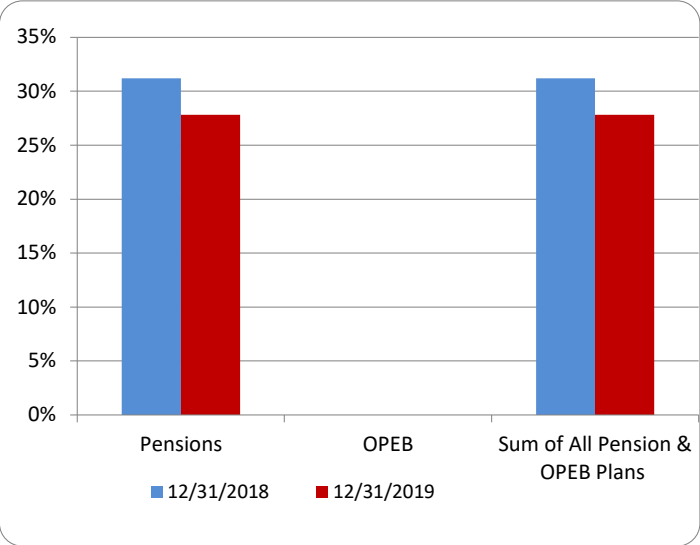
1. Pension funding status



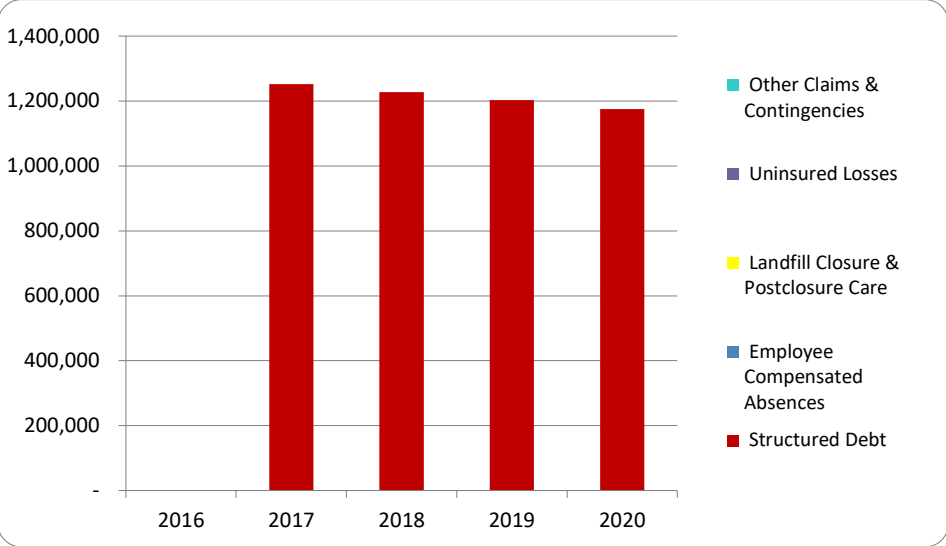
2. Retiree Health care funding status



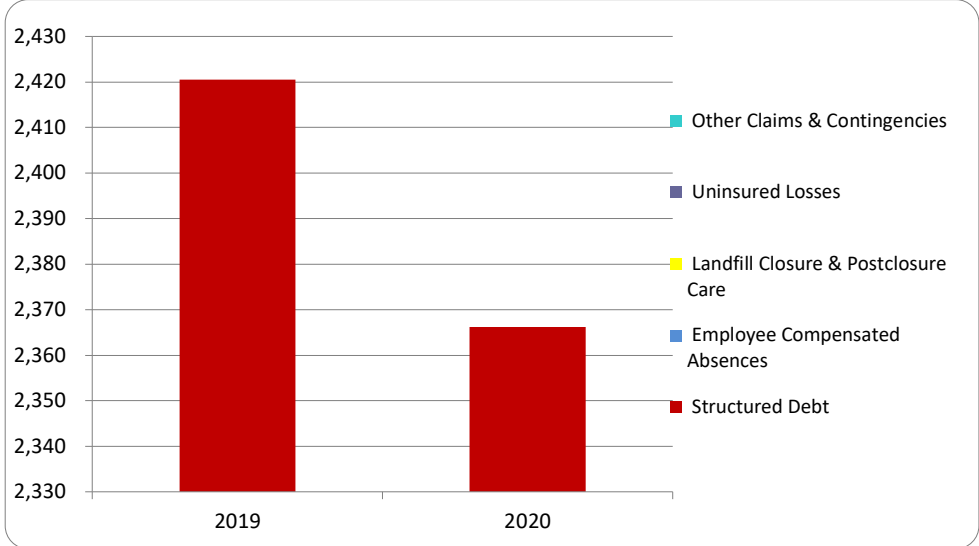
3. Percent funded - compared to the prior year



4. Long Term Debt obligations:



5. Debt & other long term obligations per capita - compared to the prior year



Commentary: The Village has a Pension, not a OPEB. Long term debt obligaion is the water account debt.